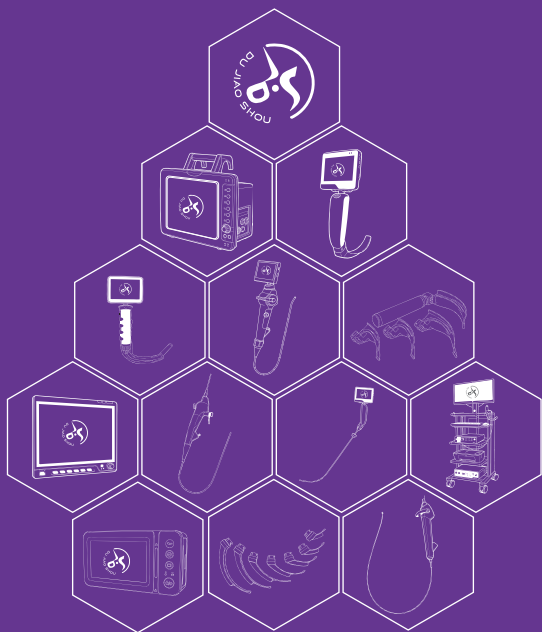




江苏独角兽电子科技有限公司

JIANGSU UNICORN ELECTRONIC TECHNOLOGY CO., LTD.



提供医用可视化内窥镜
生产制造一站式服务

PROVIDE ONE-STOP SERVICE FOR
MEDICAL VISUALIZATION ENDOSCOPES



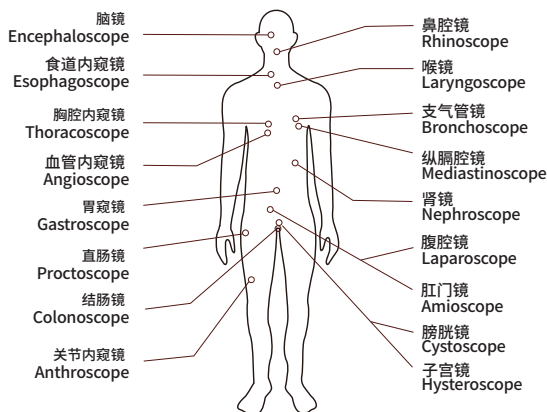
关于独角兽 About Unicorn

独角兽科技是一家集研发设计、生产制造、渠道销售于一体的国家级高新技术企业，公司秉承“科技创新，服务全球”的理念，深耕医用可视化、医用新材料赛道多年，团队自主研发的多款产品广泛应用于全球近2000家医疗机构的麻醉、呼吸、重症、急救等领域，旗下多款产品通过了FDA、CE、SFDA、ISO9001、ISO13485等认证。

Unicorn Technology is a national high-tech enterprise integrating R&D, design, manufacturing, and channel sales. Guided by the philosophy of "Tech Innovation, Global Service," we specialize in medical visualization and advanced medical materials. Our self-developed products are used in nearly 2,000 medical institutions worldwide across anesthesia, respiratory, critical care, and emergency applications, and hold certifications including FDA, CE, NMPA, ISO9001, and ISO13485.

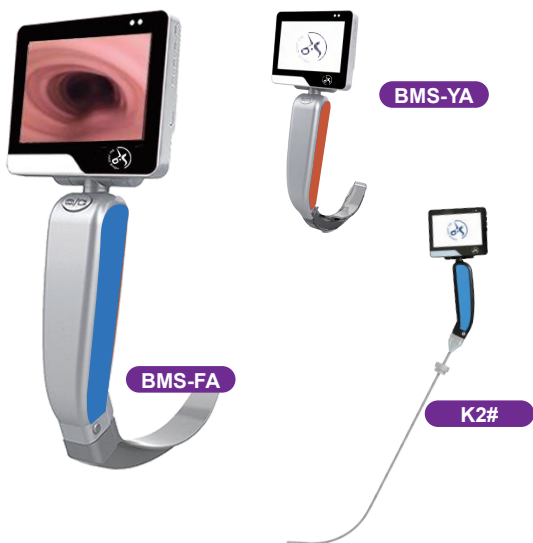
从单一技术装配到多元化集成；从前端设计到后期模具开发；从材料注塑到CNC精密制造；从国内学术推广到全球渠道销售，独角兽已形成了覆盖全产业链的大型加工中心，团队汇聚了医疗技术团队二十余人，其中博硕人才18人，外籍人才6人，共取得发明专利92项，实用新型专利40余项。

From component assembly to integrated solutions, front-end design to mold development, material injection to CNC precision manufacturing, and domestic academic promotion to global channel sales, Unicorn Technology has established a comprehensive full-industry-chain manufacturing hub. Our medical technology team comprises over 20 professionals, including 18 with master's or doctoral degrees and 6 international experts. Collectively, we hold 92 invention patents and over 40 utility model patents.



视频麻醉喉镜

Video Anesthesia Laryngoscope



向前 30°
向后 150°

Forward 30°
Backward 150°



左右旋转
270°

Left and Right
270°



医用级别
高清防雾

Anti-Fog



IPX7 级
防水

Waterproof
IPX7



避免
交叉感染

Avoid cross
infection

BMS-FA	<p>重复性使用窥视片 Reusable blade</p> <p>S1# S2# S3# S4# L1# L2# L3# SK1</p>
	<p>专用支撑杆及配套一次性使用喉镜窥视片 Special support rod matching disposable blade</p> <p>MAC 4 (窄型) MAC 3 MAC 2 MAC 1</p> <p>S-4 S-3 S-2 S-1</p>
BMS-YA	<p>*一次性使用喉镜窥视片 *Disposable laryngoscope blade</p> <p>S-4 S-3 S-2</p>
硬管镜 Reusable Rigid Stylet	<ul style="list-style-type: none"> 管径直径5.0/4.5/3.8毫米 5.0/4.5/3.8 mm diameter 半刚性/可塑医用合金材质(可定制) Semi-rigid/malleable medical grade alloy (customizable)

麻醉咽喉镜 Anesthesia Laryngoscope



麻醉咽喉镜(灯泡款)

Bulb Type



麻醉咽喉镜(光纤款)

Fiber Optic Type

一次性金属麻醉咽喉镜 Disposable Metal Anesthesia Laryngoscope Blade



医用级金属
Medical grade metal

刚性强、支撑稳定
Strong rigidity and stable support

独立无菌包装, 零交叉感染
Independent sterile packaging, zero cross infection

可视软性喉镜 Video Flexible Laryngoscope



① 4英寸LCD屏幕(触摸屏)
4-inch LCD Screen(touchscreen)

② 功能型按键
Functional buttons

③ 尾端大角度弯曲调节
Flexible distal end




④ 可旋转插入工作通道
Insertion section rotation

向左 120° 向右 120°
LEFT 120° RIGHT 120°

⑤ 支持10.1/11.6/13.3/15.6英寸
LCD屏幕(拓展屏)

Supports 10.1/11.6/13.31/15.6
inch LCD screen(External screen)



BMR-I400



BMR-I355



BMR-I350



BMR-I245



BMR-I240



BMR-I235



BMR-I230



BMR-I130



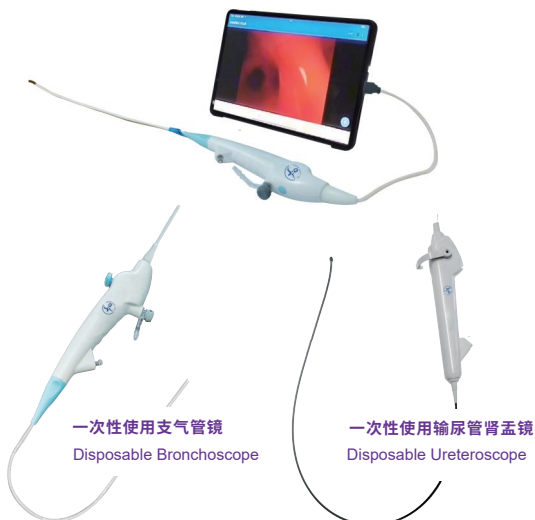
BMR-I120

管径尺寸 (mm) Head Size (mm)



一次性使用内窥镜

Disposable Endoscope



一次性使用支气管镜
Disposable Bronchoscope

一次性使用输尿管肾盂镜
Disposable Ureteroscope

项目 ITEM	一次性使用支气管镜 Disposable Bronchoscope			一次性使用输尿管肾盂镜 Disposable Ureteroscope	
	9.0Fr (3.0mm)	12 Fr (3.0mm)	15.6Fr (3.0mm)	7.5Fr (2.5mm)	9.0Fr (3.0mm)
视场角 Field of View (Fov)	120°	120°	120°	120°	120°
蛇骨弯曲角 Bending Angle	>180°	>180°	>180°	≥310°	≥310°
分辨率 Resolution	160K	160K	1000K	160K	160K
观察景深 Depth of Field (DOF)	3~110mm	3~110mm	3~110mm	3~110mm	3~110mm
插入部外径 Outer Diameter of Insertion Tube	Φ3.0mm	Φ4.0mm	Φ5.2mm	Φ2.5mm	Φ3.0mm
工作通道内径 Inner Diameter of Working Channel	Φ1.2mm	Φ2.2mm	Φ2.2mm	Φ1.2mm	Φ1.2mm
工作长度 Working Length	600mm	600mm	600mm	670mm	670mm

可搭配图像处理器 / 平板电脑使用

*Can be used with image processors/tablets



10.1/11.6/13.3/15.6吋 便携式图像处理器

10.1/ 11.6/ 13.3/15.6 inch portable
image processor

内存 SD Card	32G/64G
接口 Interface	具有HDMI接口 Equipped with an HDMI Port
分辨率 Output Resolution	2K/720P
供电方式 Power Supply Method	交流电供电/电池供电 AC Power Supply/Battery Powered

医用内窥镜图像处理器

Medical Endoscope Image Processor

*与电子内窥镜和显示器配合使用

*Used in conjunction with electronic endoscopes and monitors

TA-700



- 支持拍照和录像等功能
- Supports photo & video
- 可调LED灯亮度
- Adjustable LED brightness

TA-500



- 内含冷光源模组(TA-700)
- Contains cold light source module (TA-700)
- 适配各种高清显示器
- Connects to various HD displays

产品参数: Product Parameters:

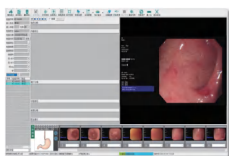
规格与型号 Specification and model	支持内存 Supports Memory	整机重量 Weight	外观尺寸 Size	包装尺寸 Packaging Dimensions
TA-700	32G/64G	9.0kg	400x350x95mm	500x205x440mm
TA-500	32G/64G	8.7kg	383x350x95mm	500x205x440mm

多功能影像工作站

Multifunctional Imaging Workstation



- 可自由调节位置和角度
- Freely adjustable position and viewing angle
- 最大承重能力为12公斤
- Maximum load capacity of 12kg
- 适用于多种处理器尺寸
- Suitable for multiple monitor size



影像工作站系统

Imaging Workstation System

- 快速报告生成
- swift report generation
- 支持打印功能
- Supports printing

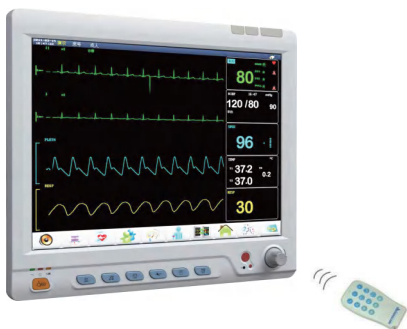
多参数病人监护仪

Multi-Parameter Patient Monitor

DJS-815 多参数患者监护仪 (15英寸)

DJS-815 Multi-Parameter Patient Monitor (15 inch)

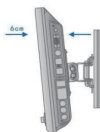
ECG, NIBP, SPO2, RESP, TEMP, HR/PR, EtCO2(optional)



Touch



Non-Touch



DJS-815 多参数监护仪15英寸(壁挂式)产品规格

DJS-815 multi-parameter monitors 15inch (wall-mounted) product specifications

主机尺寸 Host size	350 x 320 x 78 mm
主机重量 Host weight	3.0kg
屏幕规格 Display specifications	15英寸/高亮真彩色TFT液晶触摸显示屏, 显示清晰, 易于观察; 15 inches / Highlighting true color TFT LCD touchscreen, easy to observe;
分辨率 Resolution	1024 * 768 pixels
安装方式 Installation method	全新超薄壁挂式设计, 节省空间, 安装与操作简便; new ultra-thin wall-mounted style, space-saving and easy to place and operate;

DJS-812 多参数患者监护仪 (12英寸)

DJS-812 Multi-Parameter Patient Monitor (12 inch)

SPO2, ECG, NIBP, TEMP, RESP, HR/PR, IBP, MASIMOSPO2/ETCO2 (Optional)



主机尺寸 Host size	330*170*305mm
主机重量 Host weight	5.0kg

- 适用于成人、儿童和新生儿。
For adults, pediatrics and neonates.
- 自动冻结和ST段分析功能。
Automatic freezing and ST segment analysis function.
- 96小时趋势图。
96 hours trend chart.

DJS-805 手持式多参数监护仪 (5英寸)

DJS-805 Handheld multi parameter monitor (5 inch)

NIBP/ETCO2/PR/SPO2



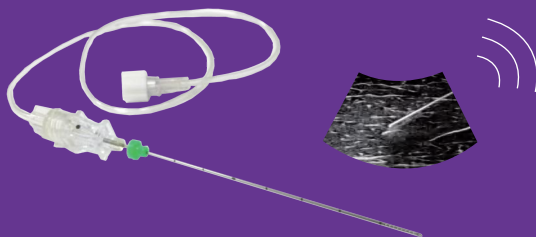
主机尺寸 Host size	175*95*45mm
主机重量 Host weight	850g

无创血压 / 末端二氧化碳 / 脉搏 / 血氧饱和度

Non invasive blood pressure / end carbon dioxide / pulse/blood oxygen saturation

超声引导神经阻滞穿刺针

Ultrasound-guided Anesthesia Puncture



短斜面针尖设计,降低神经损伤发生率。

Short-bevel tip reduces the incidence of nerve injury.



针尖背刃设计,降低破皮穿刺难度和病人痛感,提高穿刺效率。

The back edge design of the tip can reduce the difficulty of skin penetration and procedural-related pain, and improve the efficiency.



支持多种针尖样式定制,如:笔尖式针尖、鹰嘴式针尖等;

Support customization of different types of tip, such as pencil-point needle, olecranon needle, etc.

生产设备 Manufacturing Equipments



江苏独角兽电子科技有限公司

JIANGSU UNICORN ELECTRONIC TECHNOLOGY CO., LTD.

地址(ADD) 江苏·徐州 江苏·南通
Xuzhou City, Jiangsu Province, China
Nantong City, Jiangsu Province, China

电话(TEL) 18994945555 18151883333

WHATS APP 18994945555 17712077621

电子邮箱 djskj@unicornchina.top

(E-mail) cui@unicornchina.top

<https://www.unicornchina.top>

<https://www.unicornendoscope.com>